

TOSTEM

TOSTEM

PART OF LIXIL

LIXIL HOUSING TECHNOLOGY ASIA
www.tostemasia.com

LIXIL PHILIPPINES CO., LTD. (PHILIPPINES)
www.tostemph.com

LIXIL WINDOW SYSTEMS PRIVATE LIMITED (INDIA)
www.tostemindia.com

LHT ASIA SALES & MARKETING CO., LTD. (THAILAND)
www.tostemthailand.com

PT. LIXIL ALUMINIUM INDONESIA (INDONESIA)
www.tostemindonesia.com

LIXIL VIETNAM CORPORATION (VIETNAM)
www.tostemvietnam.com



More Information

Interior
Innovations

TOSTEM infuses Japan’s wisdom
in the art of harmonious living.

Connecting

Spaces of living

With Japanese precision, minimal and modern sensibility, TOSTEM's transforms interiors into fluid living spaces that connected in form, unified in function.



Brand video



Minimal Design, Framed in Simplicity

Introducing **IN16**, TOSTEM's new interior series – designed to bring smooth transitions, invisible boundaries, and a boundless sense of openness to your home.



IN16 Series





The Simplicity

through sophisticated
designs

Every frame, line, and surface
in our interior series is refined
with Japanese precision by
merging form and function. It's
minimalism not for less, but for
more.. more connection, more
harmony and more spaces that
connect lives.

Form and function in beautiful balance

- 1

Fixed divider frame: 16 mm
- 2

Swing door frame & panel: 16 mm, Handle: 16 mm
- 3

Hanging door panel: 16 mm, Handle: 16 mm
- 4

Hanging door panel: 16 mm
- 5

Hanging door panel: 16 mm, Handle: 16 mm



Seamless minimal design

With **IN16**, we put the working hardware inside the frame because it is meant to work, not to be looked at. This means your eyes don't snag on any protruding parts, caps, or screws.

- 1


Concealed panel catch
- 2

Concealed Hinges
- 3

Concealed suspension roller



Refined & Premium



No visible screws, no caps, Just seamless design that speaks in clean lines and quiet elegance.



Our flush glazing channel creates a clean, uninterrupted look, where glass meets frame in perfect alignment, and design feels effortlessly elevated.

Seamless connection, eliminating boundaries

Enhancing flow and bringing
perfect harmony to the way
you live.





Designed to match

IN16, TOSTEM's new interior series, harmonizes effortlessly with exterior products, offering unified colors, finishes, and forms for a truly seamless living experience, inside and out.



Unified handle profile sharing the same size, color, material, and texture

TOSTEM's design philosophy brings unity to your space, ensuring every element speaks the same elegant language.



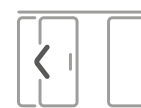
Offer seamless connection between interior and exterior spaces

Enhancing the flow and harmony of your environment. With innovative design and cutting-edge technology, TOSTEM's elevates the transition, bringing the outdoors in and vice versa, for a truly fluid and open living experience.



Hanging door

Redefines modern design with its sleek and unified vertical profiles that create a clean, seamless look. TOSTEM's advanced materials ensure smooth, silent operation while maintaining durability and style.



Detached



Telescopic





Synchronized




Hanging Door

Floating handle



Divider handle



Handle selections

Two distinctive handle options suit different lifestyles and aesthetics while maintaining a unified design language. A floating handle blends effortlessly with the door's sleek profile, while a divider handle creates a strong vertical accent. Shared proportions, color palette, and material finish ensure visual harmony.



Telescopic motion

Doors slide sequentially and stack neatly together to one side, creating the widest possible clear entryway.



Synchronized motion

Slide just one panel to open both doors simultaneously, creating a seamless, wide entry with one hand.



Soft close

Smooth and enhance safety, adding a touch of elegance.



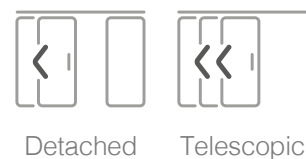
Suspension roller

Ensure smooth and stable sliding system.



Corner hanging door

Redefine your layout with a corner-opening design that seamlessly dissolves traditional boundaries. It reveals expansive, uninterrupted views while maintaining the IN16's signature ultra-slim elegance and effortless, silent motion



Detached

Telescopic



The art of balance

Perfectly balancing minimalist beauty with effortless functionality, this ultra-slim design is elegant to the eye and natural to the touch. It ensures a stunning look whether the panels are open or closed.



Unlock your space

Transform your home by dissolving the walls between rooms. This corner-opening system maximizes your space's potential, giving you the ultimate freedom to instantly connect or divide your rooms.




Swing door

Offers smooth, stable operation with minimal, clean design and unified profiles create a refined look, seamlessly integrating into any interior space.




Swing Door

Floating handle



Divider handle



Handle selections

With two distinctive handle options designed to suit different lifestyles and aesthetics while maintaining a unified design language. The floating handle blends effortlessly with the door's sleek profile. The divider handle extends from floor to ceiling or horizontally. Shared proportions, color palette, and material finish.



Pivot

Built-in weather strips offer added airtightness and improved sound performance for everyday comfort.



Floor Spring

Simply push from either side for an effortless both-way swing, making it the perfect fit for any project—from residential homes to commercial spaces.



Soft close

Add a touch of sophistication to every movement.



Panel catch (optional)


Enhance functionality and minimize visual interruptions.





Fixed divider

Designed to subtly define spaces while maintaining an open, cohesive flow. With its unified, minimal profiles and precision-engineered construction, it adds structure without disrupting natural light or sightlines.



Seamless aesthetic

Ensuring a clean and refined appearance after installation. This attention to detail enhances its minimal profile, allowing the divider to define spaces elegantly without visual clutter.



Panoramic Transparency

Eliminate visual barriers. Seamless corner divider removes the traditional mullion to beautifully unite your interior spaces.




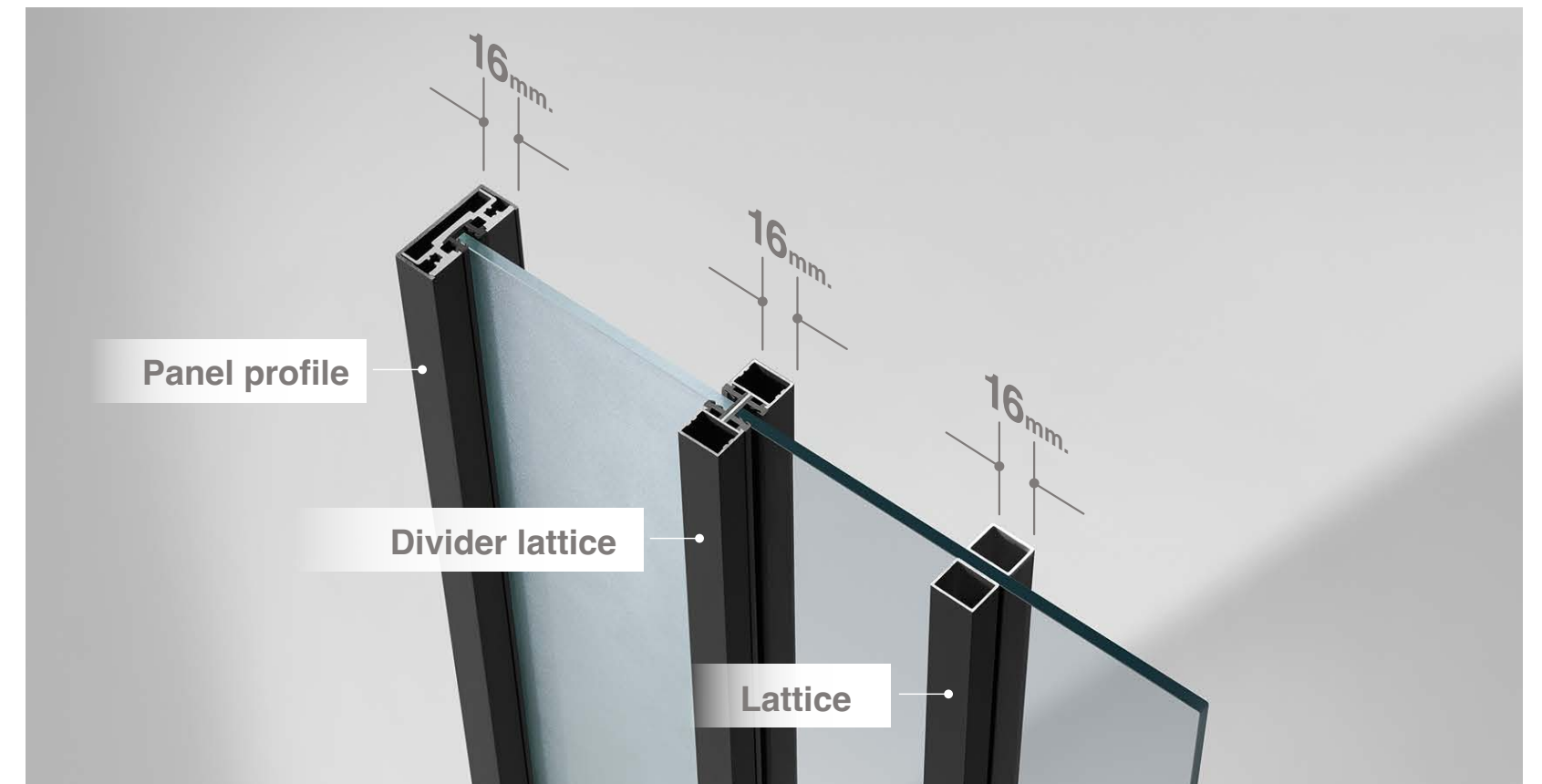
One divider, infinite design

TOSTEM provides a versatile fixed divider solution that can be adapted to suit a wide range of spatial and design requirements. Whether used as a subtle room divider or a bold architectural feature, the fixed divider is designed to integrate seamlessly with your interior concept offering both functionality and visual harmony.



Craft your space with IN16

TOSTEM's **IN16 interior series** offers customizable lattice patterns, allowing homeowners to tailor the design to match their space. This flexibility ensures a harmonious, seamless visual flow throughout the home, enhancing both style and functions. The lattice can also be used for exterior windows and doors, extending design continuity throughout the entire living environment.

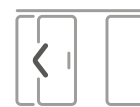


Lattice collection

Features unified vertical profiles that create a clean, cohesive look. You can design the arrangement of the vertical profiles to suit your personal style, while also customizing the glass texture to match the desired mood and functionality of your space. This flexibility allows for a truly tailored design that blends seamlessly with the overall architectural vision.



Product type: Hanging door (3 Panels 3 Tracks)
Color: Autumn Brown



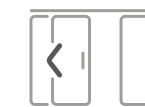
Detached



Telescopic



Product type: Hanging door (4 Panels 4 Tracks)
Color: Natural Black



Detached



Telescopic



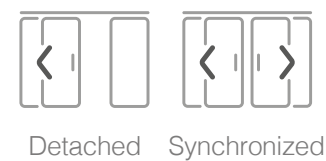
Product type: Swing door
Color: Shine Gray



Product type: Fixed divider
Option: Divider lattice
Color: Natural Black



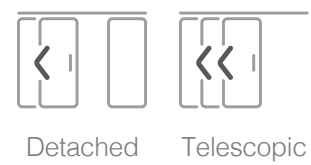
Product type: Hanging door (4 Panels 2 Tracks)
Color: Autumn Brown



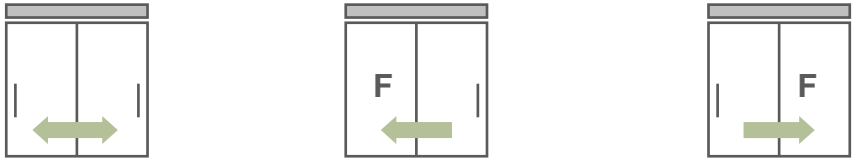
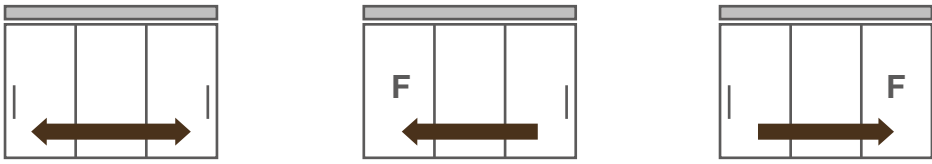
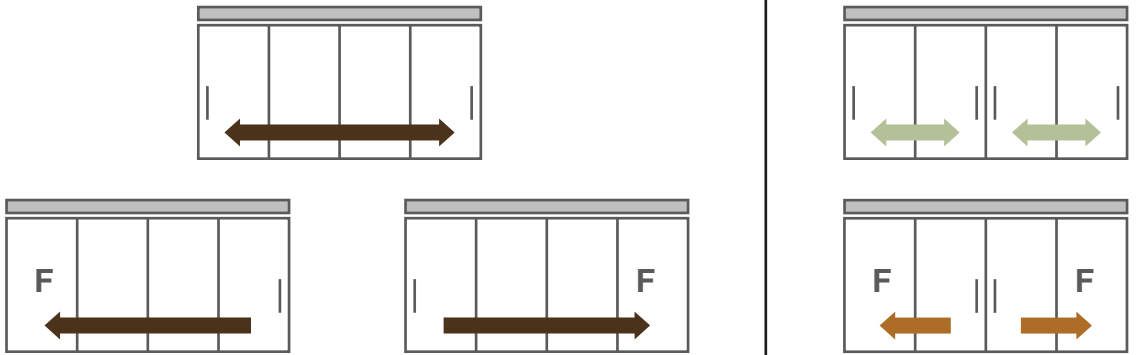

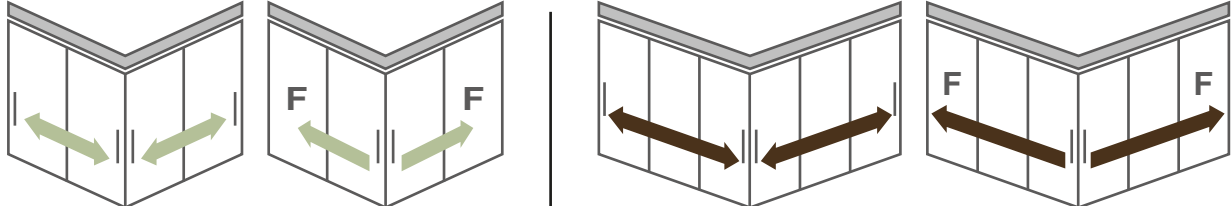
Product type: Swing door (Floor spring)
Option: Lattice
Color: Dusk Gray

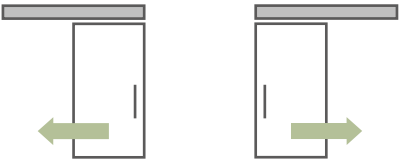
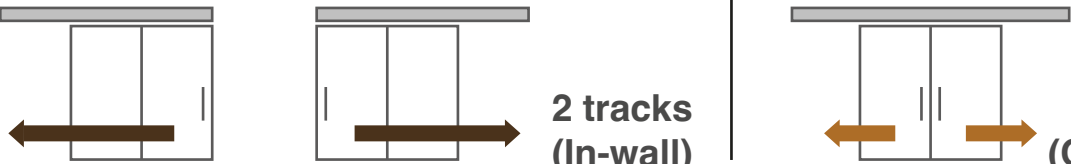
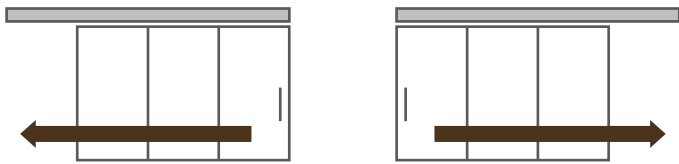
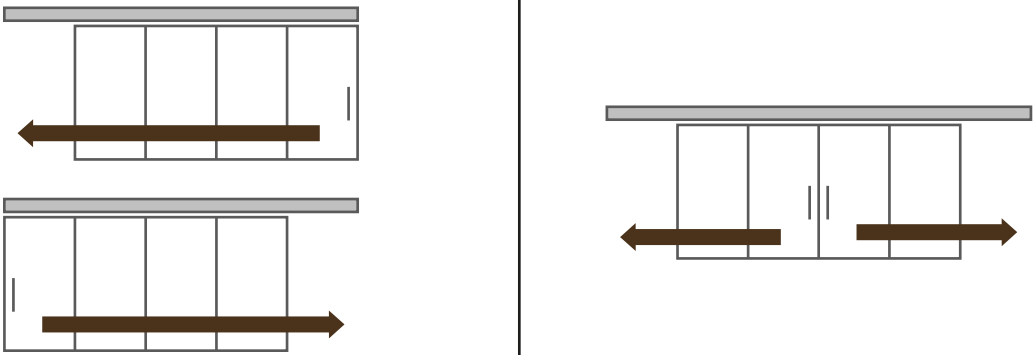
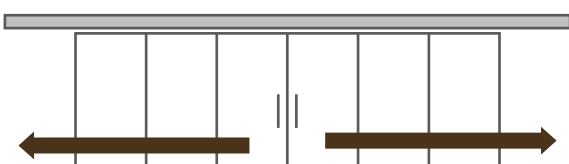
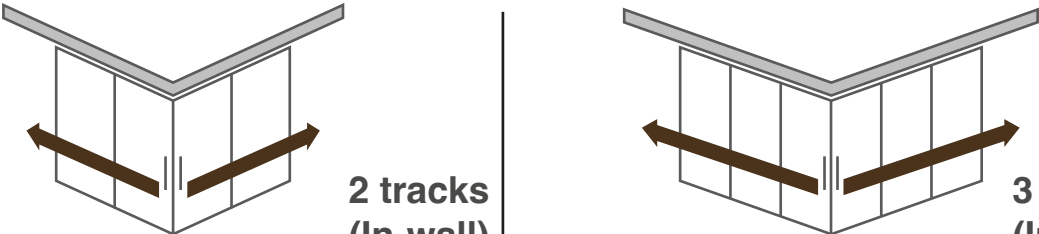


Product type: Corner hanging door (3 panels 3 tracks)
Color: Shine Gray



Product type: Swing door, Fixed divider, Corner fixed divider
Color: Dusk Gray

Hanging door	Standard rail
1 panel	
2 panels	 2 tracks (In-wall)
3 panels	 3 tracks (In-wall)
4 panels	 4 tracks (In-wall) 2 tracks (In-wall)
6 panels	 3 tracks (In-wall)
Corner	 2 tracks (In-wall) 3 tracks (In-wall)

	Long rail
1 panel	 1 track (Select from On-wall or In-wall)
2 panels	 2 tracks (In-wall) 1 track (On-wall)
3 panels	 3 tracks (In-wall)
4 panels	 4 tracks (In-wall) 2 tracks (In-wall)
6 panels	 3 tracks (In-wall)
Corner	 2 tracks (In-wall) 3 tracks (In-wall)

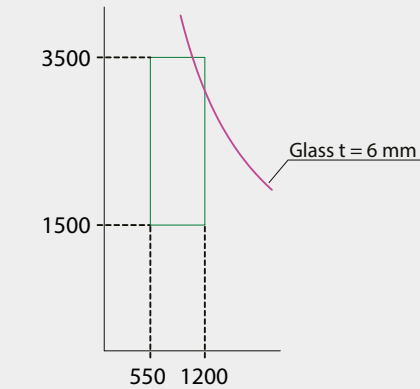
Hanging door

Telescopic type



- Graph shows size limitation for 1 panel
- Jamb (optional)
- Lock (optional)
- Single glass (5,6,8,10)
- Laminated glass (3+3, 4+4)

Synchronized type



- Graph shows size limitation for 1 panel
- Jamb (optional)
- Single glass (5,6,8,10)
- Laminated glass (3+3, 4+4)

Detached type



- Graph shows size limitation for 1 panel
- Jamb (optional)
- Lock (optional)
- Single glass (5,6,8,10)
- Laminated glass (3+3, 4+4)

Product color


Anodized



Natural White



Shine Gray



Autumn Brown



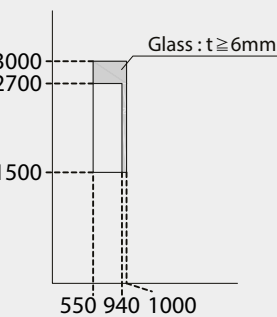
Dusk Gray



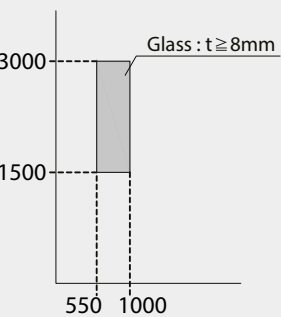
Natural Black

Swing door

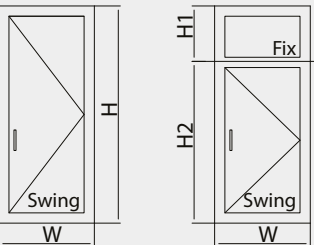
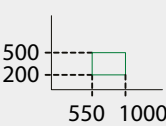
Pivot hinge without lock, divider handle, and divider lattice (H, H2)



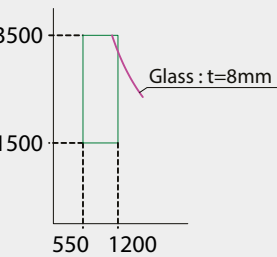
Pivot hinge with lock, divider handle, and divider lattice (H, H2)



Top FIX (H1)



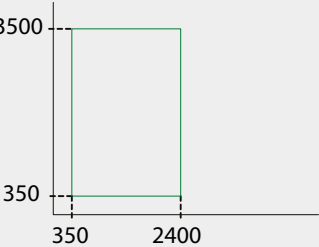
Floor spring



- Select from L/R
- Lock (optional)
- Panel catch (optional)
- Single glass (5,6,8,10)
- Laminated glass (3+3, 4+4)
- Combination with top FIX is available (Refer to the H1 graph for the top FIX and H2 graph for the Swing door)

- Single glass (5,6,8,10)
- Laminated glass (3+3, 4+4)

Fixed divider



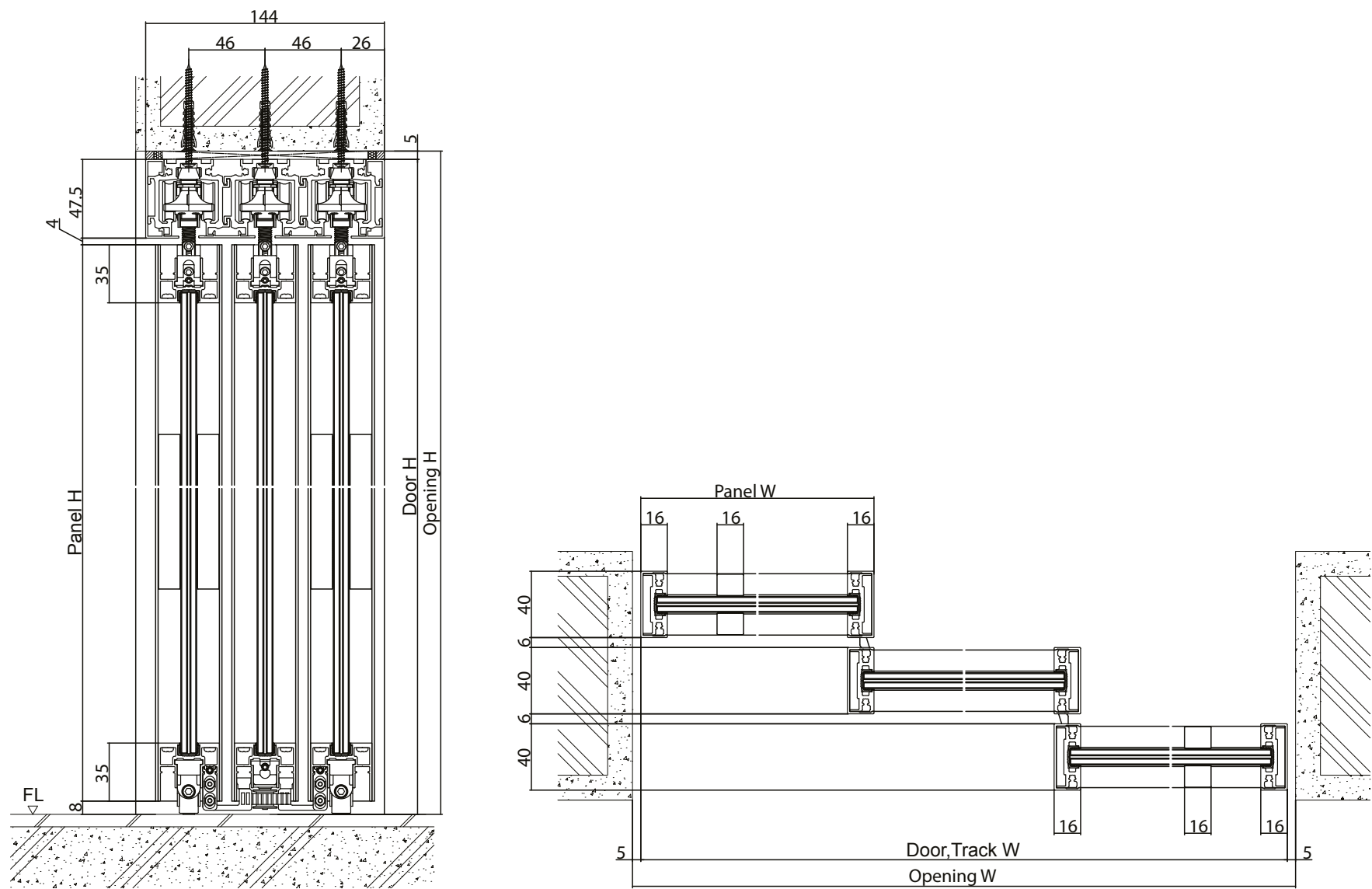
- Single glass (5,6,8,10)
- Laminated glass (3+3, 4+4)

Combination

	Hanging door	Swing door (Pivot hinge)	Swing door (Floor spring)	Fixed divider
Hanging door				
Swing door (Pivot hinge)				•
Swing door (Floor spring)			•	•
Fixed divider		•	•	•

* Horizontal combination only

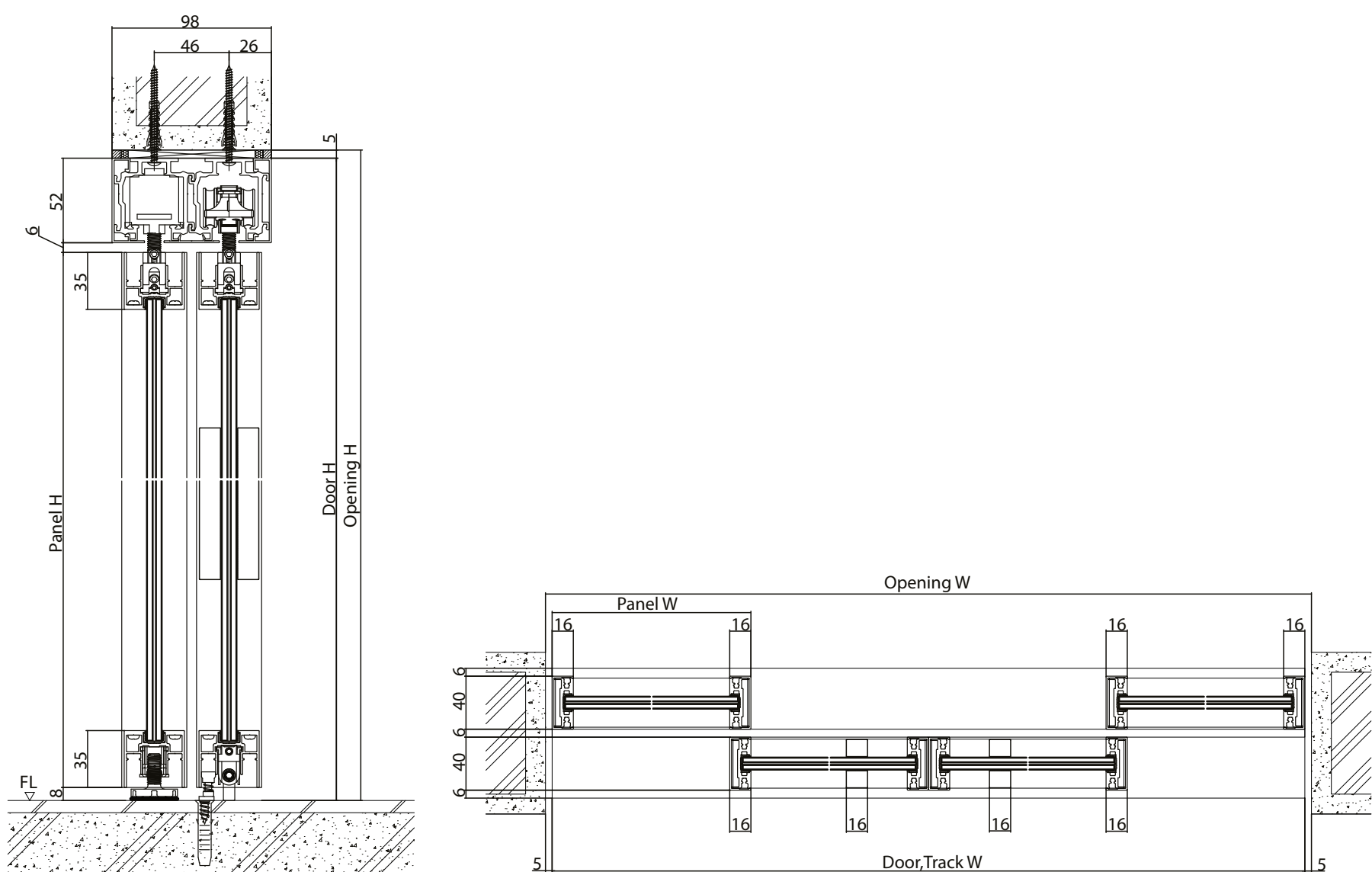
Hanging door (Telescopic type)



Vertical section: 3 panels on 3 tracks
in-wall hanging door
(Telescopic type)

Horizontal section: 3 panels on 3 tracks
in-wall hanging door
(Telescopic type)

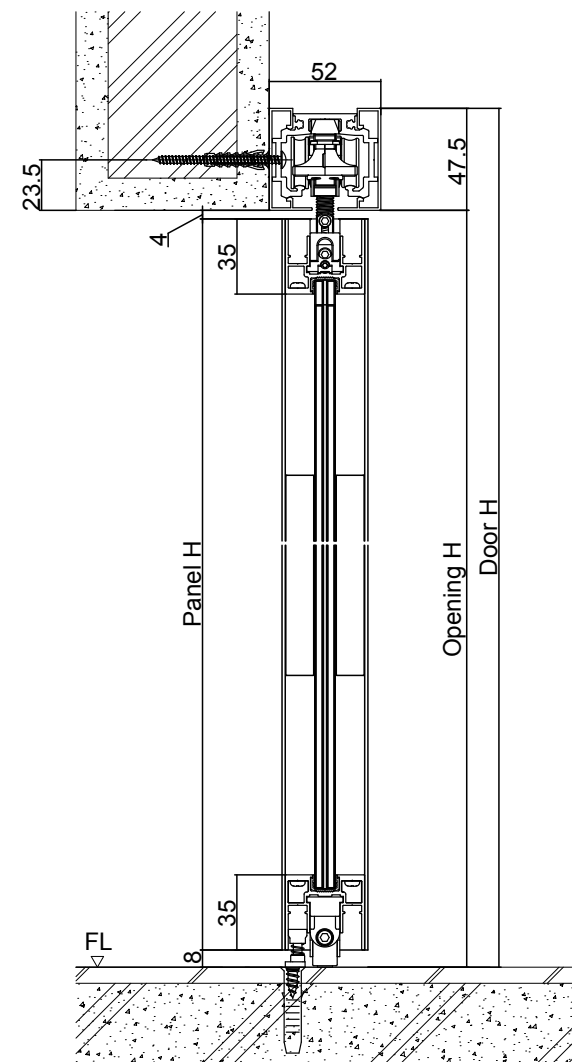
Hanging door (Synchronized type)



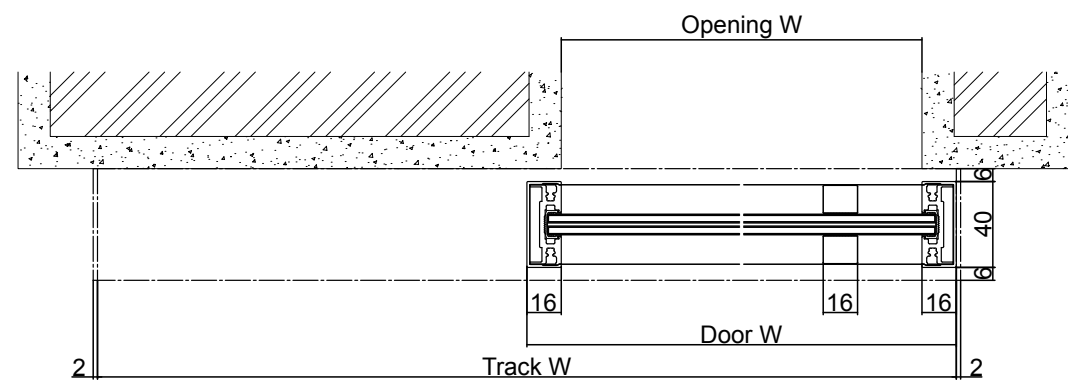
Vertical section: 4 panels on 2 tracks
with Fixed panels In-wall Hanging door
(Synchronized type)

Horizontal section: 4 panels on 2 tracks
with Fixed panels In-wall Hanging door
(Synchronized type)

Hanging door (Detached type)

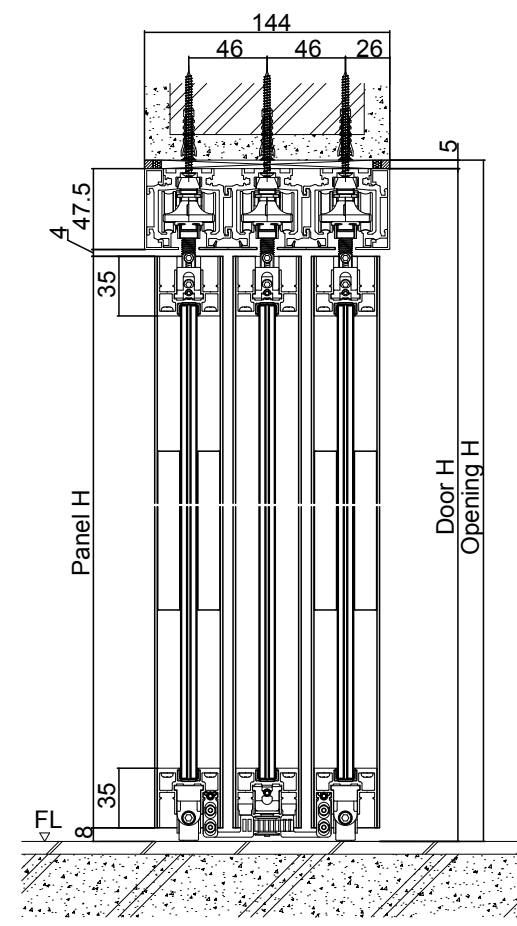


Vertical section: 1 panel on 1 track
On-wall Hanging door
(Detached type)

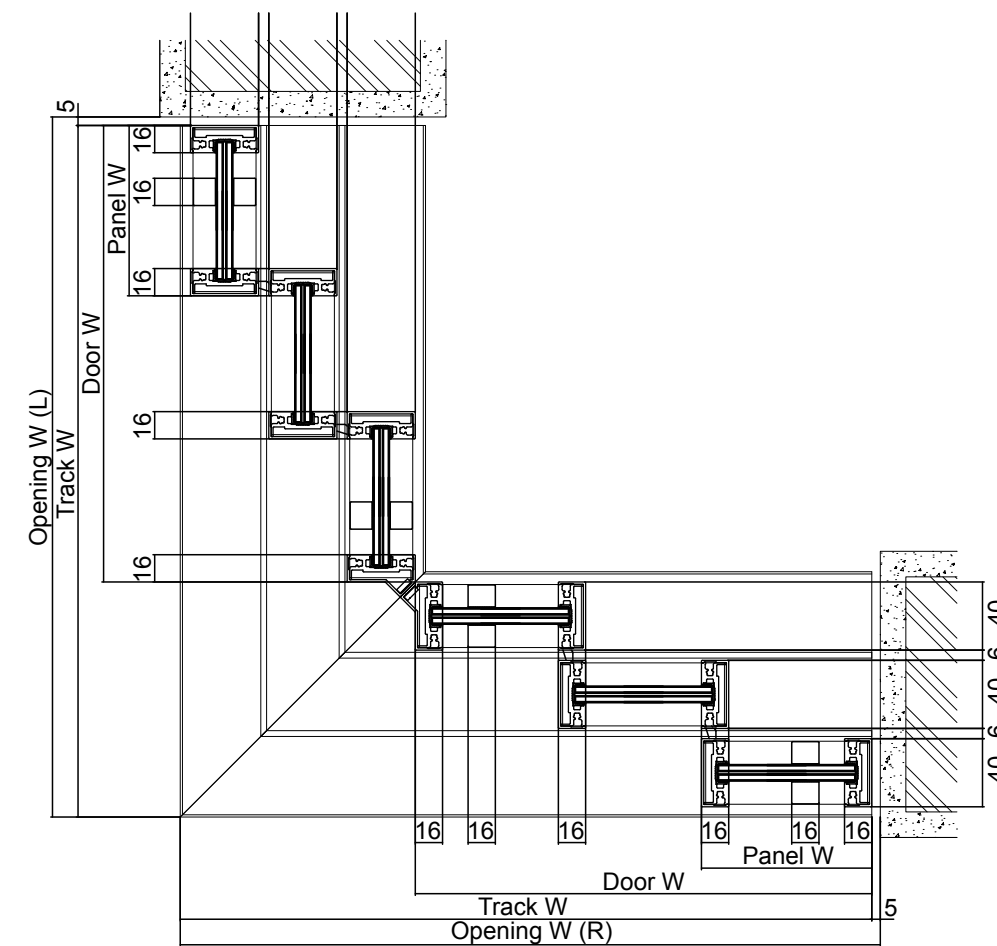


Horizontal section: 1 panel on 1 track
On-wall Hanging door
(Detached type)

Corner hanging door (Telescopic type)

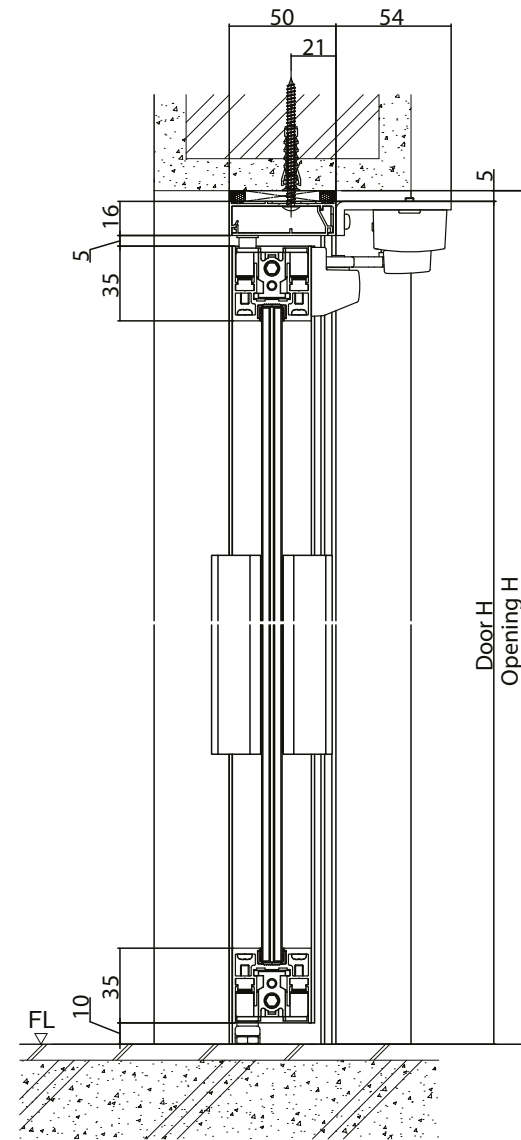


Vertical section: 3 panels on 3 tracks
in-wall corner hanging door
(Telescopic type)

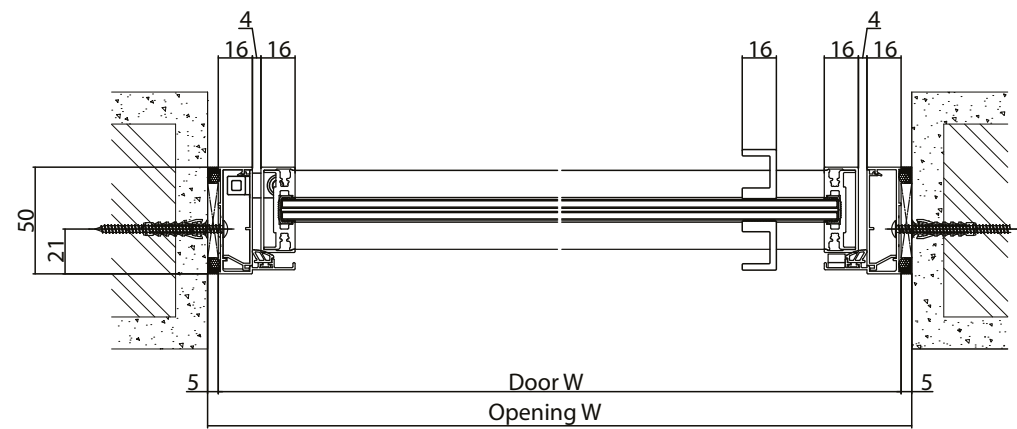


Horizontal section: 3 panels on 3 tracks
in-wall corner hanging door
(Telescopic type)

Swing door (Pivot hinge)

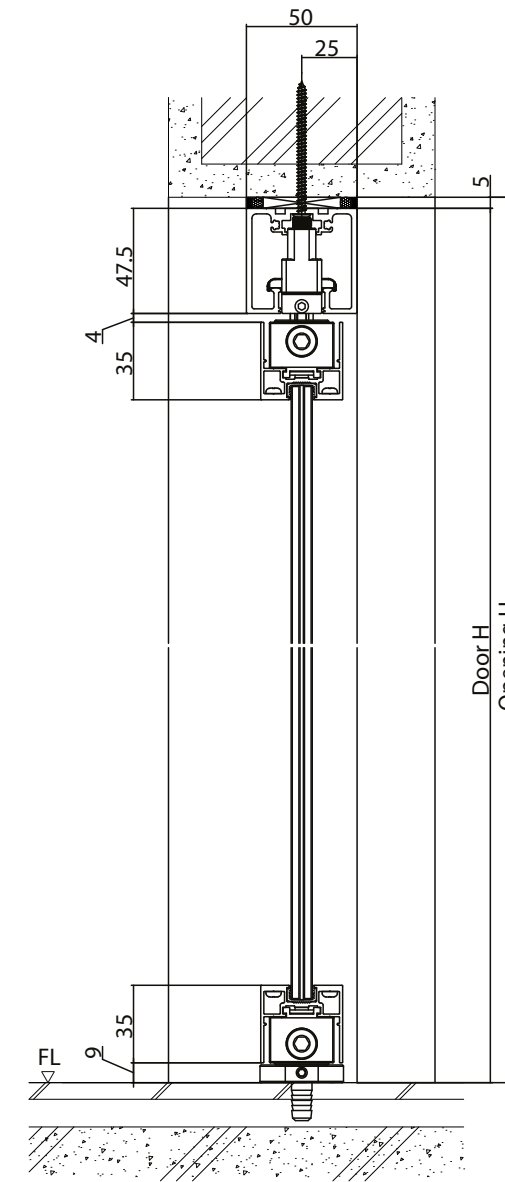


Vertical section: Single swing door R
(Pivot hinge)

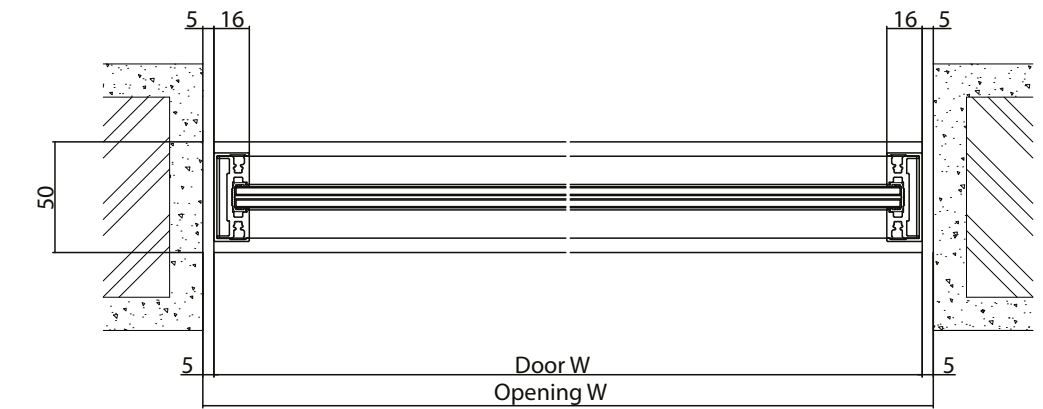


Horizontal section: Single swing door R
(Pivot hinge)

Swing door (Floor spring)

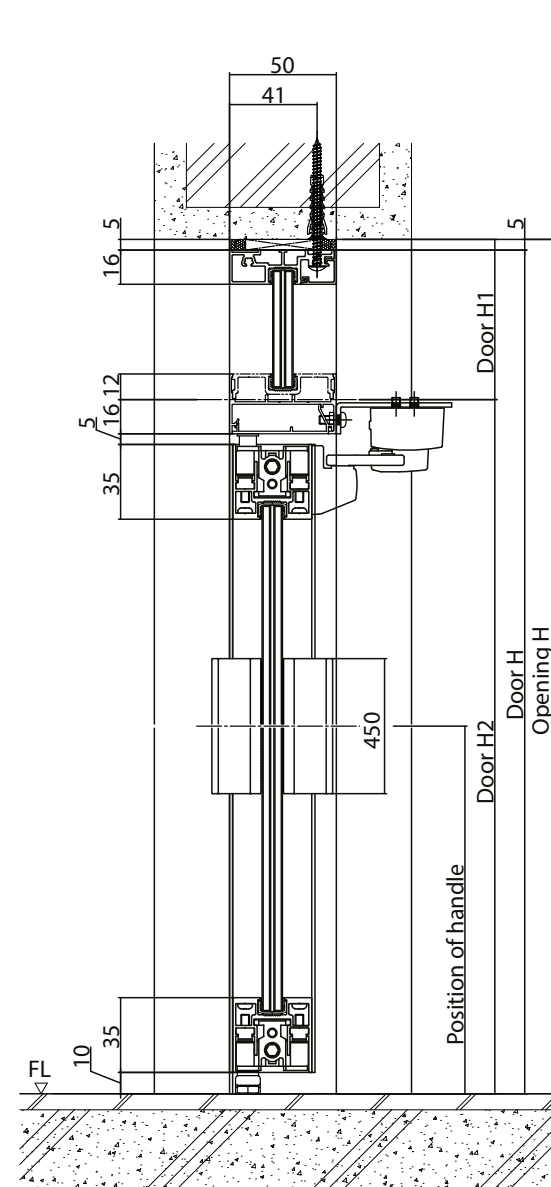


Vertical section: Single swing door
(Floor spring)

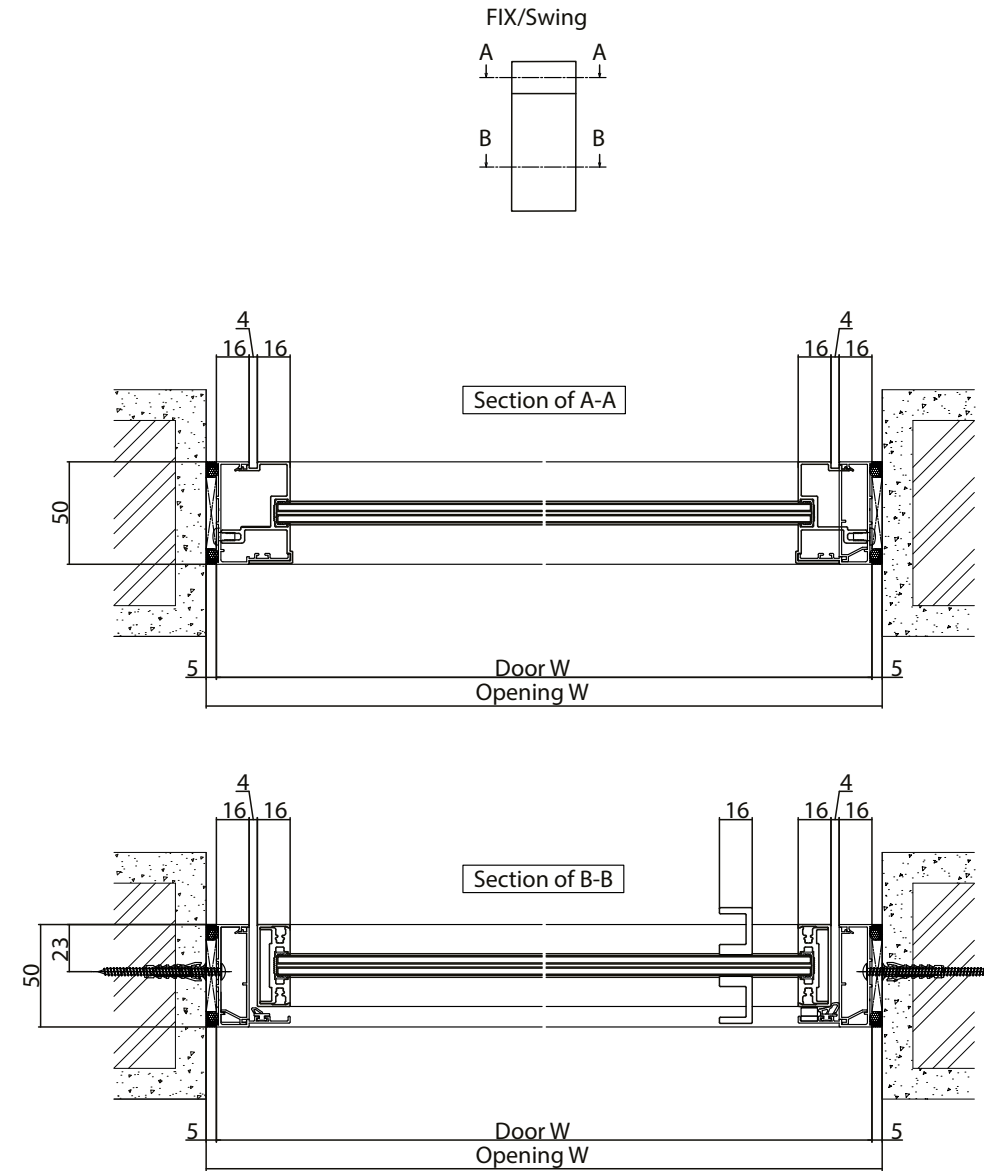


Horizontal section: Single swing door
(Floor spring)

Swing door with top FIX

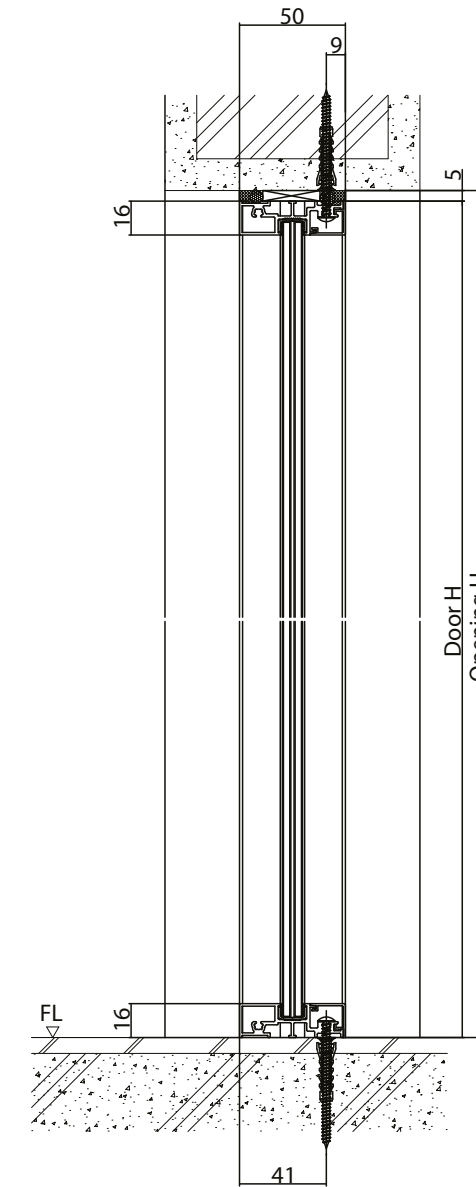


Vertical section: Swing door R
(Pivot hinge) with top FIX

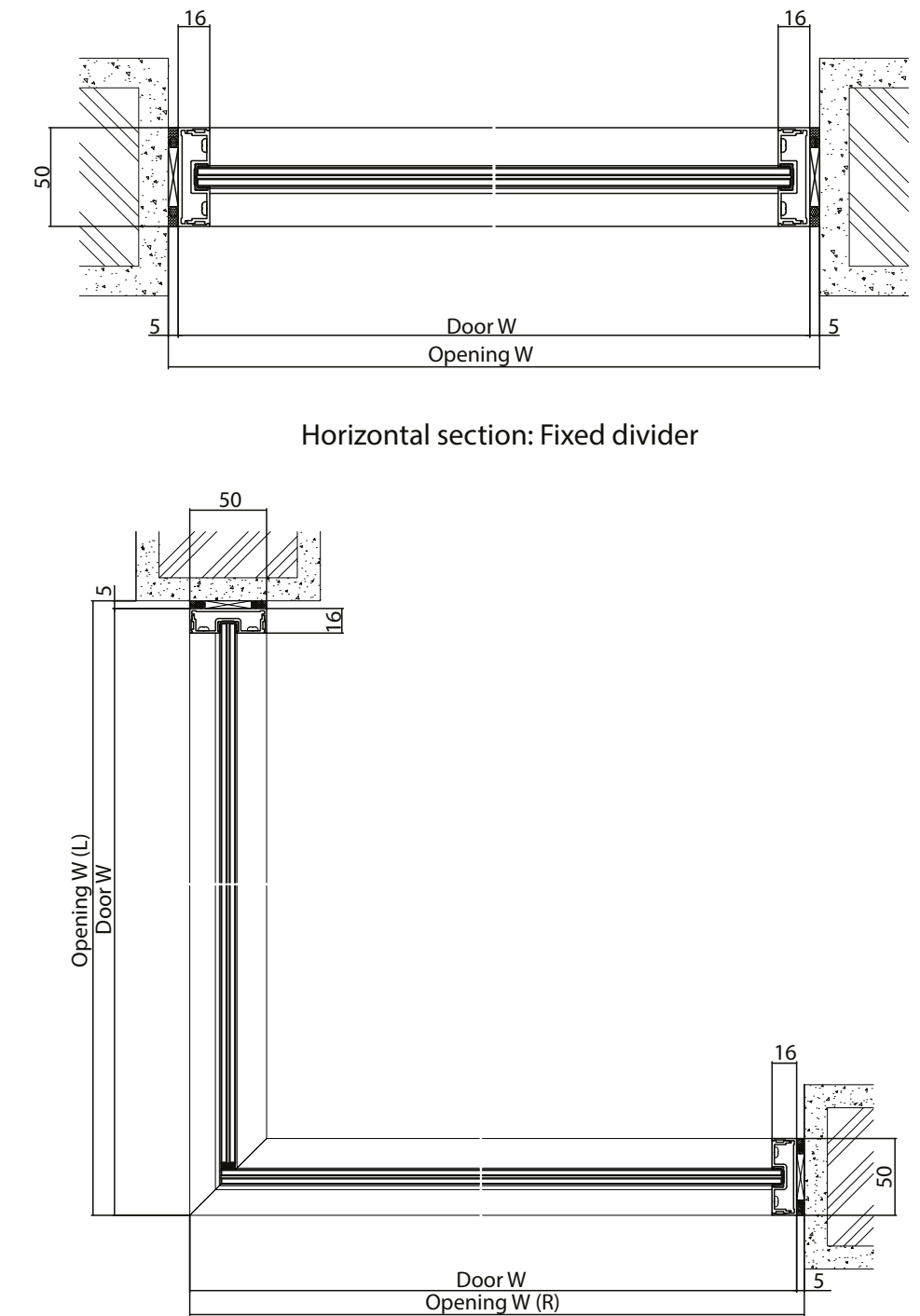


Horizontal section: Swing door R
(Pivot hinge) with top FIX

Fixed divider



Vertical section: Fixed divider



Horizontal section: Corner fixed divider